


8-Port Cloud Managed Gigabit Switch

SML-10GPA



Overview

- Layer 2 Network Management PoE Ethernet Switch
- Eight (8) Gigabit PoE Ports and Two (2) Uplink Ports (RJ-45 Ports)
- Total PoE Budget: 110 W
- Supports IEEE802.3af, IEEE802.3at, and IEEE802.3bt Standards
- Web-Based and Cloud-Based Management Interface
- Extendable PoE Signal Up to 820 ft (250 m) at 10 Mbps
- Switching Capacity: 20 Gbps

Certifications

- NDAA Compliant
- FCC

Key Features

Intelligent PoE

This switch lets users control power consumption and monitor power consumption changes in real time. This feature prioritizes the most important ports while preventing malfunction during power consumption rate changes.

PoE Watchdog

This switch includes PoE watchdog capabilities to ensure the switch is running properly at all times. The switch is able to monitor the status of connected PoE devices and reboots the device when problem occurs.

Up to 90W Power Output on Supported Port

This switch allows port support for IEEE802.3af, IEEE802.3at, IEEE802.3bt and IEEE802.3bt standards. It has a maximum output power consumption of 90 W per port, making the switch suitable for devices with high power consumption rates.

Specifications

Hardware

PoE Ports	8 x 10/100/1000 Mbps PoE/PoE+/PoE++
Uplink Ports	2 x 10/100/1000 Mbps RJ-45
PoE Standards	IEEE802.3af, IEEE802.3at (PoE+), IEEE802.3bt (PoE++)
Network Standards	IEEE802.3, IEEE802.3u, IEEE802.3x, IEEE802.3ab, IEEE802.3z
PoE Ports Power	Ports 1: ≤ 90 W (PoE++) Ports 2 to 8: ≤ 30 W (PoE+)
Total Power Budget	110 W
PoE Pin Assignment	1, 2, 4, 5, (V+), 3, 6, 7, 8 (V-)

Performance

Switching Capacity	20 Gbps
Packet Forwarding Rate	14.8 Mpps
Packet Buffer Size	8,000
MAC Table Size	4.1 Mbit
MTBF	127.3 Years

Features

Layer	2
Port Configuration	Port Rate Configuration, Flow Control, and Port Enabling
PoE Watchdog	PoE ports automatically detect and restart unresponsive cameras.
Long Distance Transmission	Up to 820 ft (250 m) at 10 Mbps on PoE Ports
VLAN	Port-Based
VLAN Number	32
IEEE 802.3x Flow Control	Supported
Storm Control	Unknown Unicast, Multicast, and Broadcast
Port Mirroring	Supported
Port Isolation	Supported
LLDP	Supported
DHCP Function	Client

Electrical

Power Supply	54 VDC, 2.22 A, External Power Supply
Power Consumption	Idle: 6 W Total: 110 W
Surge Protection	Power Port: 4 kV/2 kV Telecom Port: 8 kV

General

Operating Temperature	-10 °C to +55 °C (+14 °F to +131 °F)
Operating Humidity	5% to 95% (RH), Non-Condensing
Storage Temperature	-40 °C to +70 °C (-40 °F to +158 °F)
Storage Humidity	5% to 95% (RH), Non-Condensing
Product Dimensions (L x W x H)	190 mm x 106 mm x 30 mm (7.48 in. x 4.17 in. x 1.18 in.)
Net Weight	0.55 kg (1.21 lb)
Gross Weight	1.3 kg (2.87 lb)
Construction Material	Metal
Certifications	FCC Part 15 Subpart B

Transmission Performance

Switch power supply voltage 53V.
CAT5E/CAT6. Max. DC resistance < 10Ω/328ft

PoE++ (90W)


Cable (ft)	Load Capacity (W)	Bandwidth (Mbps)
328	71.3	1000
492	62	10
656	51	10
820	40	10

PoE+ (30W)

Cable (ft)	Load Capacity (W)	Bandwidth (Mbps)
328	25.5	1000
492	25.5	10
656	25.5	10
820	25.5	10

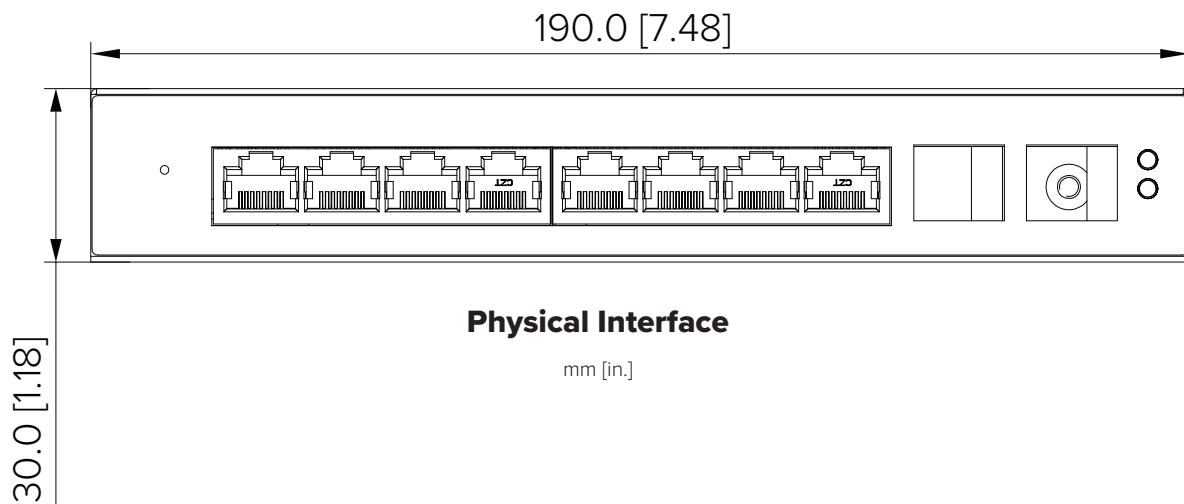
Note: Data from this table was collected by Luminys Systems Corporation test lab and is for reference only. The actual transmission distance may vary due to power consumption of connected devices or the cable type and status.

Drawings



Dimensional Drawing

mm [in.]



Physical Interface

mm [in.]